
**ACI Racing Weekend Monza, 16-17 Settembre 2023**
**TCR Italy - Classifica Qualifiche**

Autodromo Monza 5.793 m

1 / 2

Num.	Conduttore	Naz	Concorrente	Team	Auto	Classe	Tempo	Dist.	Rel.	Giri
1	<b>72 GIROLAMI</b> Franco	ARG	Aikoa Racing	Aikoa Racing	Audi RS3 LMS	TCR	<b>1'57.037</b>			8
2	<b>27 VOLT</b> Ruben	EST	ALM Motorsport	ALM Motorsport	Honda Civic FL5 H80	TCR	<b>1'57.144</b>	0.107	0.107	11
3	<b>14 JELMINI</b> Felice	ITA	Jelmini Felice	PMA Motorsport	Audi RS3 LMS	TCR	<b>1'57.278</b>	0.241	0.134	11
4	<b>1 LANGEVELD</b> Niels	NLD	MM Motorsport	MM Motorsport	Honda Civic FL5 H80	TCR	<b>1'57.334</b>	0.297	0.056	10
5	<b>76 COMTE</b> Aurelien	FRA	Comte Aurelien	SP Competition	Cupra Leon Competicion	TCR	<b>1'57.672</b>	0.635	0.338	12
6	<b>18 BUTTI</b> Marco	ITA	Target Competition	Target Competition	Hyundai Elantra N	TCR	<b>1'57.748</b>	0.711	0.076	10
7	<b>25 ROCCA</b> Paolo	ITA	Rocca Paolo	MM Motorsport	Honda Civic FK7 H70	TCR	<b>1'57.906</b>	0.869	0.158	11
8	<b>9 PARK</b> Junui	KOR	Solite Indigo Racing	Target Competition	Hyundai Elantra N	TCR	<b>1'57.908</b>	0.871	0.002	10
9	<b>5 POLONI</b> Matteo	ITA	Poloni Matteo		Audi RS3 LMS	TCR	<b>1'58.032</b>	0.995	0.124	11
10	<b>70 PARK</b> Junesung	KOR	Solite Indigo Racing	Target Competition	Hyundai Elantra N	TCR	<b>1'58.116</b>	1.079	0.084	9
11	<b>56 BRUSA</b> Cesare	ITA	Target Competition	Target Competition	Hyundai Elantra N	TCR	<b>1'58.174</b>	1.137	0.058	11
12	<b>67 PELLEGRINI</b> Marco	ITA	Pellegrini Marco	Pinetti Motorsport	Audi RS3 LMS	TCR	<b>1'58.374</b>	1.337	0.200	11
13	<b>19 FERNÁNDEZ</b> Felipe	ESP	Auto Club RC2 Valles	Auto Club RC2 Valles	Audi RS3 LMS	TCR	<b>1'58.514</b>	1.477	0.140	9
14	<b>44 IMBERTI</b> Michele	ITA	Imberti Michele		Hyundai i30 N	TCR	<b>1'58.565</b>	1.528	0.051	12
15	<b>64 LOSONCZY</b> Levente	HUN	Aggressive Team Italia	Aggressive Team Italia	Hyundai Elantra N	TCR	<b>1'58.610</b>	1.573	0.045	11
16	<b>12 FERNÁNDEZ</b> Rubén	ESP	Auto Club RC2 Valles	Auto Club RC2 Valles	Audi RS3 LMS	TCR	<b>1'58.659</b>	1.622	0.049	11
17	<b>8 BABUIN</b> Denis	ITA	Babuin Denis		Audi RS3 LMS	TCR	<b>1'58.793</b>	1.756	0.134	9
18	<b>22 NECCHI</b> Piero	ITA	Necchi Piero	Tecniengines	Audi RS3 LMS	TCR	<b>1'59.199</b>	2.162	0.406	12
19	<b>41 FERNÁNDEZ</b> Victor	ESP	Auto Club RC2 Valles	Auto Club RC2 Valles	Audi RS3 LMS	TCR	<b>1'59.256</b>	2.219	0.057	11
20	<b>30 BARBERINI</b> Cosimo	ITA	Barberini Cosimo	NOS	Cupra Leon Competicion	TCR	<b>1'59.670</b>	2.633	0.414	12
21	<b>34 SCAMARDI</b> Giovanni	BEL	Aggressive Team Italia	Aggressive Team Italia	Hyundai Elantra N	TCR	<b>1'59.674</b>	2.637	0.004	11
22	<b>10 PAOLINO</b> Federico	ITA	Paolino Federico		Audi RS3 LMS	TCR	<b>1'59.711</b>	2.674	0.037	12
23	<b>11 REDUZZI</b> Damiano	ITA	Reduzzi Damiano	Trico WRT	Hyundai Elantra N	TCR	<b>1'59.831</b>	2.794	0.120	11
24	<b>24 OLHAGARAY</b> Ernesto	MEX	Auto Club RC2 Valles	Auto Club RC2 Valles	Audi RS3 LMS	TCR	<b>1'59.953</b>	2.916	0.122	13
25	<b>21 GUIDA</b> Nicola	ITA	Guida Nicola		Audi RS3 LMS	TCR	<b>2'00.153</b>	3.116	0.200	10
26	<b>7 PELATTI</b> Sandro	ITA	Aikoa Racing	Aikoa Racing	Audi RS3 LMS	TCR	<b>2'00.318</b>	3.281	0.165	8
27	<b>59 KOURIL</b> Dusan jr	CZE	Kouril Jr Dusan	K2 Engine	Hyundai i30 N	TCR	<b>2'00.334</b>	3.297	0.016	9
28	<b>4 GURRIERI</b> Raffaele	ITA	Gurrieri Raffaele		Cupra Leon	TCR	<b>2'00.371</b>	3.334	0.037	11
29	<b>6 ZEKAI</b> Özen	TUR	Bitci Racing Team AMS	Bitci Racing Team AMS	Audi RS3 LMS	TCR	<b>2'00.593</b>	3.556	0.222	12
30	<b>80 BARBERI</b> Filippo	ITA	Aikoa Racing	Aikoa Racing	Audi RS3 DSG	TCDS	<b>2'01.001</b>	3.964	0.408	11
31	<b>71 CASAGRANDE</b> Fabio	ITA	MM Motorsport	MM Motorsport	Honda Civic FK7 H70	TCR	<b>2'01.413</b>	4.376	0.412	11
32	<b>81 DALOKAY</b> Vedat Ali	TUR	Bitci Racing Team AMS	Bitci Racing Team AMS	Audi RS3 DSG	TCDS	<b>2'01.763</b>	4.726	0.350	10
33	<b>88 GALLO</b> Luigi	ITA	Aikoa Racing	Aikoa Racing	Audi RS3 DSG	TCDS	<b>2'01.824</b>	4.787	0.061	13
34	<b>48 NATALONI</b> Nello	ITA	Nataloni Nello		Audi RS3 LMS	TCR	<b>2'01.876</b>	4.839	0.052	11
35	<b>96 PALANTI</b> Paolo	ITA	Aikoa Racing	Aikoa Racing	Audi RS3 DSG	TCDS	<b>2'02.419</b>	5.382	0.543	11
36	<b>82 CARDONE</b> Francesco	ITA	Aikoa Racing	Aikoa Racing	Audi RS3 DSG	TCDS	<b>2'05.205</b>	8.168	2.786	11
37	<b>89 LOIA</b> Niccolò	ITA	Loia Niccolò	NOS	Volkswagen Golf	TCDS	<b>2'06.368</b>	9.331	1.163	9
38	<b>90 TRENTIN</b> Mauro	ITA	Trentin Mauro		Cupra Leon	TCDS	<b>2'09.176</b>	12.139	2.808	8
39	<b>77 PUSSIER</b> Sylvain	FRA	Pussier Sylvain	SP Competition	Cupra Leon Competicion	TCR				3
40	<b>2 MASSARO</b> Rodolfo	ITA	Target Competition	Target Competition	Hyundai Elantra N	TCR				4

Tempo di Qualificazione: (117% di 1'57.153): 2'17.070

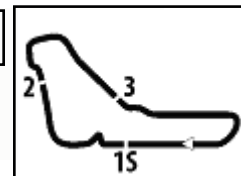
Umidità	51%	ARIA	25°C
Condizioni	DRY	Pista	28°C

Stewards : Ronny Guarini Franco Leoni Rino Mastronardi

15/09/2023 Inizio 18:25 Fine 19:03

Esposta alle: .....




**ACI Racing Weekend Monza, 16-17 Settembre 2023**
**TCR Italy - Classifica Qualifiche**

Autodromo Monza 5.793 m

2 / 2

**Penalty and Infringement**

18.30	19	F. FERNÁNDEZ	Time Deleted (2'03.603) - Exceeded Track Limits - Turn 2
18.33	56	C. BRUSA	Time Deleted (4'29.917) - Exceeded Track Limits - Turn 5
18.33	41	V. FERNÁNDEZ	Time Deleted (2'18.772) - Exceeded Track Limits - Turn 5
18.53	44	M. IMBERTI	Time Deleted (2'01.211) - Exceeded Track Limits - Turn 2
18.53	72	F. GIROLAMI	Time Deleted (15'44.401) - Exceeded Track Limits - Turn 2
18.54	4	R. GURRIERI	Time Deleted (2'06.261) - Exceeded Track Limits - Turn 2
18.54	96	P. PALANTI	Time Deleted (2'02.370) - Exceeded Track Limits - Turn 2
18.54	89	N. LOIA	Time Deleted (2'07.049) - Exceeded Track Limits
18.55	18	M. BUTTI	Time Deleted (2'03.930) - Exceeded Track Limits - Turn 5
18.55	71	F. CASAGRANDE	Time Deleted (2'25.636) - Exceeded Track Limits - Turn 5
18.58	4	R. GURRIERI	Time Deleted (2'01.723) - Exceeded Track Limits - Turn 2
19.00	88	L. GALLO	Time Deleted (2'02.453) - Exceeded Track Limits - Turn 5
19.00	89	N. LOIA	Current Lap Deleted - Exceeded Track Limits - Turn 5
19.01	14	F. JELMINI	Current Lap Deleted - Exceeded Track Limits - Turn 5

**Fastest Laps Sequence**

Num.	Concorrente	Naz	Team	Auto	Local Time	Tempo	Dist.	Media
72	F. GIROLAMI	ARG	Aikoa Racing	Audi RS3 LMS	18:29'18.436	<b>1'57.998</b>		176,739
72	F. GIROLAMI	ARG	Aikoa Racing	Audi RS3 LMS	18:31'15.476	<b>1'57.040</b>	-0.958	178,185
72	F. GIROLAMI	ARG	Aikoa Racing	Audi RS3 LMS	19:02'07.076	<b>1'57.037</b>	-0.003	178,190

Stewards : Ronny Guarini Franco Leoni Rino Mastronardi

15/09/2023 Inizio 18:25 Fine 19:03

Esposta alle: .....





# ACI Racing Weekend Monza, 16-17 Settembre 2023

## TCR Italy - Best Sectors & Speed Qualifiche

**MIGLIOR GIRO**

1	<b>72 GIROLAMI</b> Franco	Audi RS3 LMS	1'57.037
2	<b>27 VOLT</b> Ruben	Honda Civic FL5 H80	1'57.144
3	<b>14 JELMINI</b> Felice	Audi RS3 LMS	1'57.278
4	<b>1 LANGEVELD</b> Niels	Honda Civic FL5 H80	1'57.334
5	<b>76 COMTE</b> Aurelien	Cupra Leon Competicion	1'57.672
6	<b>18 BUTTI</b> Marco	Hvundai Elantra N	1'57.748
7	<b>25 ROCCA</b> Paolo	Honda Civic FK7 H70	1'57.906
8	<b>9 PARK</b> Junui	Hvundai Elantra N	1'57.908
9	<b>5 POLONI</b> Matteo	Audi RS3 LMS	1'58.032
10	<b>70 PARK</b> Junesung	Hvundai Elantra N	1'58.116
11	<b>56 BRUSA</b> Cesare	Hvundai Elantra N	1'58.174
12	<b>67 PELLEGRINI</b> Marco	Audi RS3 LMS	1'58.374
13	<b>19 FERNÁNDEZ</b> Felipe	Audi RS3 LMS	1'58.514
14	<b>44 IMBERTI</b> Michele	Hvundai i30 N	1'58.565
15	<b>64 LOSONCZY</b> Levente	Hvundai Elantra N	1'58.610
16	<b>12 FERNÁNDEZ</b> Rubén	Audi RS3 LMS	1'58.659
17	<b>8 BABUIN</b> Denis	Audi RS3 LMS	1'58.793
18	<b>22 NECCHI</b> Piero	Audi RS3 LMS	1'59.199
19	<b>41 FERNÁNDEZ</b> Victor	Audi RS3 LMS	1'59.256
20	<b>30 BARBERINI</b> Cosimo	Cupra Leon Competicion	1'59.670
21	<b>34 SCAMARDI</b> Giovanni	Hvundai Elantra N	1'59.674
22	<b>10 PAOLINO</b> Federico	Audi RS3 LMS	1'59.711
23	<b>11 REDUZZI</b> Damiano	Hvundai Elantra N	1'59.831
24	<b>24 OLHAGARAY</b> Ernesto	Audi RS3 LMS	1'59.953
25	<b>21 GUIDA</b> Nicola	Audi RS3 LMS	2'00.153
26	<b>7 PELATTI</b> Sandro	Audi RS3 LMS	2'00.318
27	<b>59 KOURIL</b> Dusan jr	Hvundai i30 N	2'00.334
28	<b>4 GURRIERI</b> Raffaele	Cupra Leon	2'00.371
29	<b>6 ZEKAI</b> Özen	Audi RS3 LMS	2'00.593
30	<b>80 BARBERI</b> Filippo	Audi RS3 DSG	2'01.001
31	<b>71 CASAGRANDE</b> Fabio	Honda Civic FK7 H70	2'01.413
32	<b>81 DALOKAY</b> Vedat Ali	Audi RS3 DSG	2'01.763
33	<b>88 GALLO</b> Luigi	Audi RS3 DSG	2'01.824
34	<b>48 NATALONI</b> Nello	Audi RS3 LMS	2'01.876
35	<b>96 PALANTI</b> Paolo	Audi RS3 DSG	2'02.419
36	<b>82 CARDONE</b> Francesco	Audi RS3 DSG	2'05.205
37	<b>89 LOIA</b> Niccolò	Volkswagen Golf	2'06.368
38	<b>90 TRENTIN</b> Mauro	Cupra Leon	2'09.176
39	<b>2 MASSARO</b> Rodolfo	Hvundai Elantra N	
40	<b>77 PUSSIER</b> Sylvain	Cupra Leon Competicion	

**SPEED**

1	<b>21 GUIDA</b> Nicola	Audi RS3 LMS	253,5
2	<b>19 FERNÁNDEZ</b> Felipe	Audi RS3 LMS	253,5
3	<b>22 NECCHI</b> Piero	Audi RS3 LMS	252,9
4	<b>7 PELATTI</b> Sandro	Audi RS3 LMS	252,3
5	<b>6 ZEKAI</b> Özen	Audi RS3 LMS	252,3
6	<b>5 POLONI</b> Matteo	Audi RS3 LMS	252,3
7	<b>72 GIROLAMI</b> Franco	Audi RS3 LMS	252,3
8	<b>27 VOLT</b> Ruben	Honda Civic FL5 H80	251,7
9	<b>14 JELMINI</b> Felice	Audi RS3 LMS	251,7
10	<b>10 PAOLINO</b> Federico	Audi RS3 LMS	251,7
11	<b>64 LOSONCZY</b> Levente	Hvundai Elantra N	251,2
12	<b>24 OLHAGARAY</b> Ernesto	Audi RS3 LMS	251,2
13	<b>25 ROCCA</b> Paolo	Honda Civic FK7 H70	250,6
14	<b>8 BABUIN</b> Denis	Audi RS3 LMS	250,6
15	<b>11 REDUZZI</b> Damiano	Hvundai Elantra N	250,6
16	<b>12 FERNÁNDEZ</b> Rubén	Audi RS3 LMS	250,6
17	<b>1 LANGEVELD</b> Niels	Honda Civic FL5 H80	250,0
18	<b>18 BUTTI</b> Marco	Hvundai Elantra N	250,0
19	<b>96 PALANTI</b> Paolo	Audi RS3 DSG	250,0
20	<b>2 MASSARO</b> Rodolfo	Hvundai Elantra N	249,4
21	<b>67 PELLEGRINI</b> Marco	Audi RS3 LMS	249,4
22	<b>9 PARK</b> Junui	Hvundai Elantra N	249,4
23	<b>70 PARK</b> Junesung	Hvundai Elantra N	248,3
24	<b>34 SCAMARDI</b> Giovanni	Hvundai Elantra N	248,3
25	<b>76 COMTE</b> Aurelien	Cupra Leon Competicion	248,3
26	<b>56 BRUSA</b> Cesare	Hvundai Elantra N	247,7
27	<b>41 FERNÁNDEZ</b> Victor	Audi RS3 LMS	247,1
28	<b>4 GURRIERI</b> Raffaele	Cupra Leon	247,1
29	<b>59 KOURIL</b> Dusan jr	Hvundai i30 N	246,0
30	<b>44 IMBERTI</b> Michele	Hvundai i30 N	246,0
31	<b>81 DALOKAY</b> Vedat Ali	Audi RS3 DSG	244,9
32	<b>71 CASAGRANDE</b> Fabio	Honda Civic FK7 H70	244,3
33	<b>88 GALLO</b> Luigi	Audi RS3 DSG	243,8
34	<b>30 BARBERINI</b> Cosimo	Cupra Leon Competicion	243,8
35	<b>48 NATALONI</b> Nello	Audi RS3 LMS	242,2
36	<b>80 BARBERI</b> Filippo	Audi RS3 DSG	242,2
37	<b>90 TRENTIN</b> Mauro	Cupra Leon	237,9
38	<b>89 LOIA</b> Niccolò	Volkswagen Golf	236,8
39	<b>82 CARDONE</b> Francesco	Audi RS3 DSG	233,8
40	<b>77 PUSSIER</b> Sylvain	Cupra Leon Competicion	187,8

**SEG. 1**

1	<b>5 POLONI</b> Matteo	11.010
2	<b>41 FERNÁNDEZ</b> Victor	11.078
3	<b>21 GUIDA</b> Nicola	11.082
4	<b>19 FERNÁNDEZ</b> Felipe	11.098
5	<b>12 FERNÁNDEZ</b> Rubén	11.139
6	<b>8 BABUIN</b> Denis	11.144
7	<b>72 GIROLAMI</b> Franco	11.171
8	<b>67 PELLEGRINI</b> Marco	11.190
9	<b>22 NECCHI</b> Piero	11.192
10	<b>48 NATALONI</b> Nello	11.203
11	<b>10 PAOLINO</b> Federico	11.221
12	<b>27 VOLT</b> Ruben	11.221
13	<b>14 JELMINI</b> Felice	11.228
14	<b>6 ZEKAI</b> Özen	11.229
15	<b>24 OLHAGARAY</b> Ernesto	11.233
16	<b>7 PELATTI</b> Sandro	11.235
17	<b>9 PARK</b> Junui	11.257
18	<b>64 LOSONCZY</b> Levente	11.274
19	<b>25 ROCCA</b> Paolo	11.276
20	<b>30 BARBERINI</b> Cosimo	11.298
21	<b>76 COMTE</b> Aurelien	11.301
22	<b>44 IMBERTI</b> Michele	11.313
23	<b>1 LANGEVELD</b> Niels	11.325
24	<b>11 REDUZZI</b> Damiano	11.339
25	<b>59 KOURIL</b> Dusan jr	11.351
26	<b>96 PALANTI</b> Paolo	11.354
27	<b>18 BUTTI</b> Marco	11.360
28	<b>2 MASSARO</b> Rodolfo	11.370
29	<b>70 PARK</b> Junesung	11.391
30	<b>34 SCAMARDI</b> Giovanni	11.407
31	<b>81 DALOKAY</b> Vedat Ali	11.408
32	<b>4 GURRIERI</b> Raffaele	11.413
33	<b>56 BRUSA</b> Cesare	11.426
34	<b>88 GALLO</b> Luigi	11.470
35	<b>80 BARBERI</b> Filippo	11.471
36	<b>71 CASAGRANDE</b> Fabio	11.572
37	<b>82 CARDONE</b> Francesco	11.702
38	<b>90 TRENTIN</b> Mauro	11.729
39	<b>89 LOIA</b> Niccolò	11.762
40	<b>77 PUSSIER</b> Sylvain	11.861

**SEG. 2**

1	<b>44 IMBERTI</b> Michele	25.537
2	<b>4 GURRIERI</b> Raffaele	25.984
3	<b>72 GIROLAMI</b> Franco	26.111
4	<b>96 PALANTI</b> Paolo	26.176
5	<b>76 COMTE</b> Aurelien	26.250
6	<b>21 GUIDA</b> Nicola	26.269
7	<b>1 LANGEVELD</b> Niels	26.278
8	<b>14 JELMINI</b> Felice	26.283
9	<b>27 VOLT</b> Ruben	26.291
10	<b>67 PELLEGRINI</b> Marco	26.341
11	<b>8 BABUIN</b> Denis	26.348
12	<b>25 ROCCA</b> Paolo	26.404
13	<b>19 FERNÁNDEZ</b> Felipe	26.407
14	<b>22 NECCHI</b> Piero	26.420
15	<b>18 BUTTI</b> Marco	26.436
16	<b>41 FERNÁNDEZ</b> Victor	26.444
17	<b>9 PARK</b> Junui	26.449
18	<b>5 POLONI</b> Matteo	26.486
19	<b>56 BRUSA</b> Cesare	26.509
20	<b>70 PARK</b> Junesung	26.513
21	<b>10 PAOLINO</b> Federico	26.517
22	<b>59 KOURIL</b> Dusan jr	26.531
23	<b>64 LOSONCZY</b> Levente	26.548
24	<b>12 FERNÁNDEZ</b> Rubén	26.568
25	<b>11 REDUZZI</b> Damiano	26.630
26	<b>7 PELATTI</b> Sandro	26.706
27	<b>2 MASSARO</b> Rodolfo	26.755
28	<b>6 ZEKAI</b> Özen	26.785
29	<b>24 OLHAGARAY</b> Ernesto	26.791
30	<b>30 BARBERINI</b> Cosimo	26.818
31	<b>34 SCAMARDI</b> Giovanni	26.871
32	<b>71 CASAGRANDE</b> Fabio	26.895
33	<b>88 GALLO</b> Luigi	27.097
34	<b>48 NATALONI</b> Nello	27.178
35	<b>80 BARBERI</b> Filippo	27.243
36	<b>81 DALOKAY</b> Vedat Ali	27.247
37	<b>89 LOIA</b> Niccolò	27.671
38	<b>90 TRENTIN</b> Mauro	27.987
39	<b>82 CARDONE</b> Francesco	28.039
40	<b>77 PUSSIER</b> Sylvain	28.279

**SEG. 3**


1	<b>21 LANGEVELD</b> Niels	39.383
2	<b>27 VOLT</b> Ruben	39.452
3	<b>18 BUTTI</b> Marco	39.589
4	<b>14 JELMINI</b> Felice	39.613
5	<b>56 BRUSA</b> Cesare	39.620
6	<b>72 GIROLAMI</b> Franco	39.650
7	<b>19 FERNÁNDEZ</b> Felipe	39.758
8	<b>76 COMTE</b> Aurelien	39.758
9	<b>25 ROCCA</b> Paolo	39.782
10	<b>67 PELLEGRINI</b> Marco	39.796
11	<b>9 PARK</b> Junui	39.862
12	<b>44 IMBERTI</b> Michele	39.950
13	<b>5 POLONI</b> Matteo	39.980
14	<b>70 PARK</b> Junesung	39.987
15	<b>12 FERNÁNDEZ</b> Rubén	39.992
16	<b>64 LOSONCZY</b> Levente	40.050
17	<b>30 BARBERINI</b> Cosimo	40.205
18	<b>22 NECCHI</b> Piero	40.365
19	<b>8 BABUIN</b> Denis	40.391
20	<b>2 MASSARO</b> Rodolfo	40.443
21	<b>11 REDUZZI</b> Damiano	40.548
22	<b>10 PAOLINO</b> Federico	40.555
23	<b>34 SCAMARDI</b> Giovanni	40.627
24	<b>21 GUIDA</b> Nicola	40.666
25	<b>59 KOURIL</b> Dusan jr	40.682
26	<b>7 PELATTI</b> Sandro	40.692
27	<b>4 GURRIERI</b> Raffaele	40.843
28	<b>24 OLHAGARAY</b> Ernesto	40.881
29	<b>41 FERNÁNDEZ</b> Victor	40.948
30	<b>80 BARBERI</b> Filippo	40.973
31	<b>88 GALLO</b> Luigi	40.994
32	<b>71 CASAGRANDE</b> Fabio	41.064
33	<b>6 ZEKAI</b> Özen	41.177
34	<b>81 DALOKAY</b> Vedat Ali	41.564
35	<b>48 NATALONI</b> Nello	41.594
36	<b>96 PALANTI</b> Paolo	41.713
37	<b>82 CARDONE</b> Francesco	42.502
38	<b>89 LOIA</b> Niccolò	42.772
39	<b>77 PUSSIER</b> Sylvain	43.376
40	<b>90 TRENTIN</b> Mauro	44.085

**SEG. 4**

1	<b>72 GIROLAMI</b> Franco	39.899
2	<b>27 VOLT</b> Ruben	40.018
3	<b>1 LANGEVELD</b> Niels	40.045
4	<b>14 JELMINI</b> Felice	40.046
5	<b>70 PARK</b> Junesung	40.124
6	<b>5 POLONI</b> Matteo	40.132
7	<b>18 BUTTI</b> Marco	40.199
8	<b>76 COMTE</b> Aurelien	40.213
9	<b>25 ROCCA</b> Paolo	40.261
10	<b>9 PARK</b> Junui	40.286
11	<b>41 FERNÁNDEZ</b> Victor	40.425
12	<b>56 BRUSA</b> Cesare	40.440
13	<b>64 LOSONCZY</b> Levente	40.532
14	<b>67 PELLEGRINI</b> Marco	40.538
15	<b>44 IMBERTI</b> Michele	40.547
16	<b>19 FERNÁNDEZ</b> Felipe	40.626
17	<b>34 SCAMARDI</b> Giovanni	40.645
18	<b>11 REDUZZI</b> Damiano	40.724
19	<b>12 FERNÁNDEZ</b> Rubén	40.737
20	<b>8 BABUIN</b> Denis	40.744
21	<b>59 KOURIL</b> Dusan jr	40.803
22	<b>24 OLHAGARAY</b> Ernesto	40.822
23	<b>22 NECCHI</b> Piero	40.877
24	<b>30 BARBERINI</b> Cosimo	41.034
25	<b>4 GURRIERI</b> Raffaele	41.073
26	<b>10 PAOLINO</b> Federico	41.088
27	<b>6 ZEKAI</b> Özen	41.310
28	<b>80 BARBERI</b> Filippo	41.314
29	<b>7 PELATTI</b> Sandro	41.331
30	<b>71 CASAGRANDE</b> Fabio	41.480
31	<b>21 GUIDA</b> Nicola	41.503
32	<b>48 NATALONI</b> Nello	41.510
33	<b>81 DALOKAY</b> Vedat Ali	41.517
34	<b>88 GALLO</b> Luigi	41.775
35	<b>96 PALANTI</b> Paolo	41.963
36	<b>82 CARDONE</b> Francesco	42.898
37	<b>89 LOIA</b> Niccolò	43.074
38	<b>90 TRENTIN</b> Mauro	44.860
39	<b>77 PUSSIER</b> Sylvain	46.206
40	<b>2 MASSARO</b> Rodolfo	48.300

15/09/2023



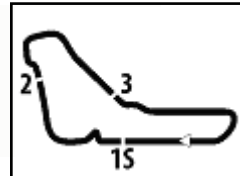

 Autodromo Monza 5.793 m  
**1 / 2**

## ACI Racing Weekend Monza, 16-17 Settembre 2023

### TCR Italy - Ideal Time Qualifiche

Num. Conducente	Auto	Seg. 1 Diff. 1	Seg. 2 Diff. 2	Seg. 3 Diff. 3	Seg. 4 Diff. 4	Ideal Time			
						Miglior Giro	Pos.	Diff.	
1	<b>72 GIROLAMI F.</b> (ARG)	Audi RS3 LMS	11.171 +0.059	26.111 +0.129	39.650 +0.018	<b>39.899</b>	<b>1'56.831</b> 1'57.037	1	0.206
2	<b>27 VOLT R.</b> (EST)	Honda Civic FL5 H80	11.221 +0.047	26.291	39.452 +0.115	40.018	<b>1'56.982</b> 1'57.144	2	0.162
3	<b>1 LANGEVELD N.</b> (NLD)	Honda Civic FL5 H80	11.325 +0.092	26.278 +0.190	<b>39.383</b>	40.045 +0.021	<b>1'57.031</b> 1'57.334	4	0.303
4	<b>14 JELMINI F.</b> (ITA)	Audi RS3 LMS	11.228 +0.108	26.283	39.613	40.046	<b>1'57.170</b> 1'57.278	3	0.108
5	<b>44 IMBERTI M.</b> (ITA)	Hyundai i30 N	11.313 +0.165	<b>25.537</b> +0.875	39.950 +0.064	40.547 +0.114	<b>1'57.347</b> 1'58.565	14	1.218
6	<b>76 COMTE A.</b> (FRA)	Cupra Leon Competicion	11.301	26.250	39.758	40.213 +0.150	<b>1'57.522</b> 1'57.672	5	0.150
7	<b>18 BUTTI M.</b> (ITA)	Hyundai Elantra N	11.360 +0.080	26.436 +0.020	39.589 +0.064	40.199	<b>1'57.584</b> 1'57.748	6	0.164
8	<b>5 POLONI M.</b> (ITA)	Audi RS3 LMS	<b>11.010</b> +0.043	26.486 +0.254	39.980 +0.127	40.132	<b>1'57.608</b> 1'58.032	9	0.424
9	<b>25 ROCCA P.</b> (ITA)	Honda Civic FK7 H70	11.276 +0.077	26.404	39.782 +0.082	40.261 +0.024	<b>1'57.723</b> 1'57.906	7	0.183
10	<b>9 PARK J.</b> (KOR)	Hyundai Elantra N	11.257 +0.004	26.449	39.862 +0.050	40.286	<b>1'57.854</b> 1'57.908	8	0.054
11	<b>67 PELLEGRINI M.</b> (ITA)	Audi RS3 LMS	11.190 +0.102	26.341 +0.245	39.796 +0.162	40.538	<b>1'57.865</b> 1'58.374	12	0.509
12	<b>19 FERNÁNDEZ F.</b> (ESP)	Audi RS3 LMS	11.098 +0.127	26.407 +0.200	39.758 +0.298	40.626	<b>1'57.889</b> 1'58.514	13	0.625
13	<b>56 BRUSA C.</b> (ITA)	Hyundai Elantra N	11.426 +0.036	26.509	39.620	40.440 +0.143	<b>1'57.995</b> 1'58.174	11	0.179
14	<b>70 PARK J.</b> (KOR)	Hyundai Elantra N	11.391 +0.083	26.513	39.987 +0.018	40.124	<b>1'58.015</b> 1'58.116	10	0.101
15	<b>64 LOSONCZY L.</b> (HUN)	Hyundai Elantra N	11.274	26.548 +0.005	40.050 +0.033	40.532 +0.168	<b>1'58.404</b> 1'58.610	15	0.206
16	<b>12 FERNÁNDEZ R.</b> (ESP)	Audi RS3 LMS	11.139 +0.046	26.568 +0.177	39.992	40.737	<b>1'58.436</b> 1'58.659	16	0.223
17	<b>8 BABUIN D.</b> (ITA)	Audi RS3 LMS	11.144 +0.121	26.348	40.391	40.744 +0.045	<b>1'58.627</b> 1'58.793	17	0.166
18	<b>22 NECCHI P.</b> (ITA)	Audi RS3 LMS	11.192 +0.132	26.420 +0.048	40.365	40.877 +0.165	<b>1'58.854</b> 1'59.199	18	0.345
19	<b>41 FERNÁNDEZ V.</b> (ESP)	Audi RS3 LMS	11.078 +0.035	26.444 +0.326	40.948	40.425	<b>1'58.895</b> 1'59.256	19	0.361
20	<b>11 REDUZZI D.</b> (ITA)	Hyundai Elantra N	11.339 +0.140	26.630 +0.053	40.548	40.724 +0.397	<b>1'59.241</b> 1'59.831	23	0.590
21	<b>4 GURRIERI R.</b> (ITA)	Cupra Leon	11.413 +0.137	25.984 +0.921	40.843	41.073	<b>1'59.313</b> 2'00.371	28	1.058
22	<b>30 BARBERINI C.</b> (ITA)	Cupra Leon Competicion	11.298	26.818	40.205	41.034 +0.315	<b>1'59.355</b> 1'59.670	20	0.315
23	<b>59 KOURIL D.</b> (CZE)	Hyundai i30 N	11.351 +0.110	26.531 +0.605	40.682 +0.252	40.803	<b>1'59.367</b> 2'00.334	27	0.967
24	<b>10 PAOLINO F.</b> (ITA)	Audi RS3 LMS	11.221 +0.095	26.517 +0.020	40.555 +0.215	41.088	<b>1'59.381</b> 1'59.711	22	0.330
25	<b>21 GUIDA N.</b> (ITA)	Audi RS3 LMS	11.082 +0.070	26.269 +0.136	40.666 +0.427	41.503	<b>1'59.520</b> 2'00.153	25	0.633
26	<b>34 SCAMARDI G.</b> (BEL)	Hyundai Elantra N	11.407 +0.107	26.871 +0.017	40.627	40.645	<b>1'59.550</b> 1'59.674	21	0.124
27	<b>24 OLHAGARAY E.</b> (MEX)	Audi RS3 LMS	11.233 +0.024	26.791 +0.009	40.881 +0.003	40.822 +0.190	<b>1'59.727</b> 1'59.953	24	0.226
28	<b>7 PELATTI S.</b> (ITA)	Audi RS3 LMS	11.235 +0.094	26.706 +0.260	40.692	41.331	<b>1'59.964</b> 2'00.318	26	0.354
29	<b>6 ZEKAI O.</b> (TUR)	Audi RS3 LMS	11.229	26.785 +0.092	41.177	41.310	<b>2'00.501</b> 2'00.593	29	0.092
30	<b>80 BARBERI F.</b> (ITA)	Audi RS3 DSG	11.471	27.243	40.973	41.314	<b>2'01.001</b> 2'01.001	30	
31	<b>71 CASAGRANDE F.</b> (ITA)	Honda Civic FK7 H70	11.572 +0.055	26.895 +0.168	41.064 +0.179	41.480	<b>2'01.011</b> 2'01.413	31	0.402
32	<b>96 PALANTI P.</b> (ITA)	Audi RS3 DSG	11.354 +0.145	26.176 +1.068	41.713	41.963	<b>2'01.206</b> 2'02.419	35	1.213
33	<b>88 GALLO L.</b> (ITA)	Audi RS3 DSG	11.470	27.097 +0.227	40.994	41.775 +0.261	<b>2'01.336</b> 2'01.824	33	0.488

15/09/2023



# ACI Racing Weekend Monza, 16-17 Settembre 2023

## TCR Italy - Ideal Time Qualifiche

 Autodromo Monza 5.793 m  
**2 / 2**

Num. Conducente	Auto	Seg. 1	Seg. 2	Seg. 3	Seg. 4	Ideal Time			
		Diff. 1	Diff. 2	Diff. 3	Diff. 4	Miglior Giro	Pos.	Diff.	
34	<b>48 NATALONI N.</b> (ITA)	Audi RS3 LMS	11.203 +0.271	27.178 +0.088	41.594 +0.032	41.510	<b>2'01.485</b> 2'01.876	34	0.391
35	<b>81 DALOKAY V.</b> (TUR)	Audi RS3 DSG	11.408 +0.027	27.247	41.564	41.517	<b>2'01.736</b> 2'01.763	32	0.027
36	<b>82 CARDONE F.</b> (ITA)	Audi RS3 DSG	11.702 +0.026	28.039 +0.024	42.502	42.898 +0.014	<b>2'05.141</b> 2'05.205	36	0.064
37	<b>89 LOIA N.</b> (ITA)	Volkswagen Golf	11.762 +0.113	27.671 +0.241	42.772 +0.142	43.074 +0.593	<b>2'05.279</b> 2'06.368	37	1.089
38	<b>90 TRENTIN M.</b> (ITA)	Cupra Leon	11.729	27.987	44.085 +0.515	44.860	<b>2'08.661</b> 2'09.176	38	0.515
	<b>2 MASSARO R.</b> (ITA)	Hyundai Elantra N							
	<b>77 PUSSIER S.</b> (FRA)	Cupra Leon Competicion							
<b>Ideal Time Assoluto</b>			11.010	25.537	39.383	39.899	<b>1'55.829</b>		





Autodromo Monza 5.793 m

1 / 5

## ACI Racing Weekend Monza, 16-17 Settembre 2023

### TCR Italy - Analisi Tempi Qualifiche

1 N. LANGEVELD (1'57.334)							
Giro	Seg.1	Seg.2	Seg.3	Seg.4	T. Giro	km/h	Local Time
1		31.585	45.355	51.279	116,8	18:27'44.982	
2	2'23.549	28.745	43.301	41.689	4'17.284P	153,2	18:32'02.266
3	11.352	26.529	40.266	50.602	2'08.749CP	247,7	18:34'11.015
4	4'19.212	28.528	42.884	47.730	6'18.354P	177,3	18:40'29.369
5	11.399	26.362	40.243	40.343	1'58.347	247,1	18:42'27.716
6	<b>11.325</b>	<b>26.278</b>	39.891	56.996	2'14.490CP	<b>250,0</b>	18:44'42.206
7	3'48.379	30.565	42.991	46.429	5'48.364P	161,9	18:50'30.570
8	11.372	26.339	39.939	40.219	1'57.869	248,3	18:52'28.439
9	11.417	26.468	<b>39.383</b>	40.066	<b>1'57.334</b>	247,1	18:54'25.773
10	11.369	26.478	39.565	<b>40.045</b>	1'57.457	248,3	18:56'23.230
11	12.022	27.843	45.313	57.506	2'22.684P	193,2	18:58'45.914

2 R. MASSARO							
Giro	Seg.1	Seg.2	Seg.3	Seg.4	T. Giro	km/h	Local Time
1		34.693	50.212	1'00.705	125,6	18:28'04.623	
2	2'55.333	29.419	44.618	56.908	5'06.278P	135,3	18:33'10.901
3	11.430	<b>26.755</b>	56.151	1'29.073	3'03.409CP	247,1	18:36'14.310
4	2'17.440	28.657	42.687	<b>48.300</b>	4'17.084P	187,2	18:40'31.394
5	<b>11.370</b>	26.822	<b>40.443</b>	1'45.761	3'04.396P	<b>249,4</b>	18:43'35.790

4 R. GURRIERI (2'00.371)							
Giro	Seg.1	Seg.2	Seg.3	Seg.4	T. Giro	km/h	Local Time
1		32.077	46.964	46.819	139,7	18:28'23.771	
2	12.266	28.738	45.103	55.273	2'21.380P	186,2	18:30'45.151
3	2'27.907	29.016	55.995	1'29.556	5'22.474CP	166,7	18:36'07.625
4	2'58.568	30.826	46.989	50.494	5'06.877P	163,9	18:41'14.502
5	11.695	27.212	41.167	45.303	2'05.377	238,9	18:43'19.879
6	11.635	26.875	50.870	1'08.741	2'38.121CP	241,1	18:45'58.000
7	3'03.721	30.684	45.587	48.377	5'08.369P	138,1	18:51'06.369
8	11.788	27.443	42.241	41.804	2'03.276	225,5	18:53'09.645
9	<b>11.413</b>	26.045	44.168	44.635	2'06.261C	<b>247,1</b>	18:55'15.906
10	11.513	26.830	41.059	41.833	2'01.235	241,1	18:57'17.141
11	11.528	<b>25.984</b>	41.565	42.646	2'01.723C	244,3	18:59'18.864
12	11.550	26.905	<b>40.843</b>	<b>41.073</b>	<b>2'00.371</b>	241,6	19:01'19.235

5 M. POLONI (1'58.032)							
Giro	Seg.1	Seg.2	Seg.3	Seg.4	T. Giro	km/h	Local Time
1		29.540	45.832	45.342	185,2	18:28'05.273	
2	11.499	27.264	42.464	48.180	2'09.407P	233,8	18:30'14.680
3	2'10.088	28.112	43.017	1'17.913	4'39.130CP	185,6	18:34'53.810
4	4'01.331	28.887	42.577	47.044	5'59.839P	185,2	18:40'53.649
5	11.084	26.650	40.236	40.289	1'58.259	242,2	18:42'51.908
6	11.015	26.691	39.926	1'11.207	2'28.839CP	251,2	18:45'20.747
7	3'33.011	28.911	43.463	52.146	5'37.531P	187,5	18:50'58.278
8	11.075	26.641	39.999	40.366	1'58.081	251,7	18:52'56.359
9	11.062	<b>26.486</b>	40.176	40.878	1'58.602	244,3	18:54'54.961
10	11.053	26.740	40.107	<b>40.132</b>	<b>1'58.032</b>	245,5	18:56'52.993
11	<b>11.010</b>	26.661	<b>39.980</b>	40.483	1'58.134	<b>252,3</b>	18:58'51.127
12	11.891	29.960	44.710	40.818	2'07.379	189,1	19:00'58.506

6 Ö. ZEKAİ (2'00.593)							
Giro	Seg.1	Seg.2	Seg.3	Seg.4	T. Giro	km/h	Local Time
1		35.223	53.306	47.246	150,8	18:28'34.787	
2	11.476	27.660	42.798	42.603	2'04.537	236,8	18:30'39.324
3	11.418	27.229	42.148	41.991	2'02.786	245,5	18:32'42.110
4	11.405	26.870	42.431	1'32.637	2'53.343CP	247,7	18:35'35.453
5	3'41.758	30.444	43.423	44.191	5'39.816P	167,4	18:41'15.269
6	11.385	27.149	41.689	45.551	2'05.774	246,6	18:43'21.043
7	11.374	26.916	1'06.027	1'19.304	3'03.621CP	250,0	18:46'24.664
8	2'40.396	28.792	44.863	45.372	4'39.423P	187,2	18:51'04.087

9	11.332	26.961	41.389	41.591	2'01.273	247,7	18:53'05.360
10	11.281	27.097	41.275	41.435	2'01.088	<b>252,3</b>	18:55'06.448
11	11.291	<b>26.785</b>	41.811	41.526	2'01.413	250,0	18:57'07.861
12	<b>11.229</b>	26.877	<b>41.177</b>	<b>41.310</b>	<b>2'00.593</b>	243,8	18:59'08.454
13	11.272	28.016	41.282	41.927	2'02.497	239,5	19:01'10.951

7 S. PELATTI (2'00.318)							
Giro	Seg.1	Seg.2	Seg.3	Seg.4	T. Giro	km/h	Local Time
1		38.757	53.167	1'04.843	100,0	18:28'03.370	
2	2'04.753	29.780	43.162	42.475	4'00.170P	151,3	18:32'03.540
3	11.252	<b>26.706</b>	41.225	55.781	2'14.964CP	250,0	18:34'18.504
4	4'04.682	28.366	41.961	42.089	5'57.098P	168,5	18:40'15.602
5	11.329	26.966	<b>40.692</b>	<b>41.331</b>	<b>2'00.318</b>	245,5	18:42'15.920
6	<b>11.235</b>	27.747	41.017	55.846	2'15.845CP	<b>252,3</b>	18:44'31.765
7	3'50.117	30.140	45.415	42.265	5'47.937P	167,4	18:50'19.702
8	11.396	26.780	41.619	57.756	2'17.551P	246,0	18:52'37.253
9	2'52.644	29.529	57.627	1'03.295	5'23.095P	183,1	18:58'00.348

8 D. BABUIN (1'58.793)							
Giro	Seg.1	Seg.2	Seg.3	Seg.4	T. Giro	km/h	Local Time
1		31.786	49.098	1'01.071	141,2	18:28'16.802	
2	3'51.322	29.809	44.460	1'00.516	6'06.107CP	179,1	18:34'22.909
3	4'20.598	27.871	42.077	45.084	6'15.630P	176,2	18:40'38.539
4	11.172	26.938	40.786	41.487	2'00.383	246,0	18:42'38.922
5	11.213	26.552	40.458	59.809	2'18.032CP	<b>250,6</b>	18:44'56.954
6	3'41.554	29.263	44.422	52.031	5'47.270P	165,6	18:50'44.224
7	1'40.362	28.306	42.766	43.621	3'35.055P	186,5	18:54'19.279
8	11.374	26.468	40.847	41.208	1'59.897	243,8	18:56'19.176
9	11.341	26.507	40.722	<b>40.744</b>	1'59.314	248,8	18:58'18.490
10	11.265	<b>26.348</b>	<b>40.391</b>	40.789	<b>1'58.793</b>	<b>250,6</b>	19:00'17.283

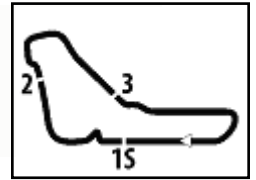
9 J. PARK (1'57.908)							
Giro	Seg.1	Seg.2	Seg.3	Seg.4	T. Giro	km/h	Local Time
1		33.721	49.851	1'03.272	130,4	18:28'07.662	
2	2'28.027	28.203	43.483	45.325	4'25.038P	185,9	18:32'32.700
3	11.364	26.516	40.083	1'25.960	2'43.923CP	<b>249,4</b>	18:35'16.623
4	3'17.385	28.654	42.451	48.875	5'17.365P	184,3	18:40'33.988
5	11.379	26.646	40.128	40.334	1'58.487	<b>249,4</b>	18:42'32.475
6	<b>11.257</b>	27.681	40.886	1'00.206	2'20.030CP	248,8	18:44'52.505
7	3'41.362	30.152	43.021	46.402	5'40.937P	185,2	18:50'33.442
8	11.483	26.555	<b>39.862</b>	40.300	1'58.200	246,0	18:52'31.642
9	11.261	<b>26.449</b>	39.912	<b>40.286</b>	<b>1'57.908</b>	243,8	18:54'29.550
10	11.728	26.988	41.070	49.993	2'09.779P	223,1	18:56'39.329
11	1'29.359	27.928	41.665	42.656	3'21.608P	185,6	19:00'00.937

10 F. PAOLINO (1'59.711)							
Giro	Seg.1	Seg.2	Seg.3	Seg.4	T. Giro	km/h	Local Time
1		31.980	47.104	58.601	156,1	18:28'29.533	
2	1'52.654	29.859	43.762	44.426	3'50.701P	168,8	18:32'20.234
3	11.407	27.193	41.310	1'11.281	2'31.191CP	227,8	18:34'51.425
4	4'09.624	29.337	43.632	47.102	6'09.695P	168,8	18:41'01.120
5	11.368	26.674	40.956	44.678	2'03.676	247,1	18:43'04.796
6	11.462	26.801	47.918	1'13.488	2'39.669CP	246,0	18:45'44.465
7	3'12.717	30.455	44.565	50.758	5'18.495P	143,8	18:51'02.960
8	11.328	26.757	40.866	41.270	2'00.221	241,1	18:53'03.181
9	<b>11.221</b>	<b>26.517</b>	40.890	41.417	2'00.045	<b>251,7</b>	18:55'03.226
10	11.223	26.588	40.617	44.039	2'02.467	248,3	18:57'05.693
11	11.348	26.650	<b>40.555</b>	41.213	1'59.766	248,8	18:59'05.459
12	11.316	26.537	<b>40.770</b>	<b>41.088</b>	<b>1'59.711</b>	249,4	19:01'05.170
13	11.270	26.554	40.874	41.510	2'00.208	248,8	19:03'05.378

15/09/2023

P = Box In/Out - C = Tempo Invalidato





# ACI Racing Weekend Monza, 16-17 Settembre 2023

## TCR Italy - Analisi Tempi Qualifiche

Autodromo Monza 5.793 m

**2 / 5**
**11 D. REDUZZI (1'59.831)**

Giro	Seg.1	Seg.2	Seg.3	Seg.4	T. Giro	km/h	Local Time
1		29.539	45.273	45.542		182,7	18:28'06.573
2	11.514	27.190	42.330	41.933	2'02.967	235,8	18:30'09.540
3	11.441	26.901	40.792	41.101	2'00.235	247,1	18:32'09.775
4	11.422	<b>26.630</b>	40.565	1'02.994	2'21.611CP	246,6	18:34'31.386
5	4'25.100	28.823	42.604	47.544	6'24.071P	185,2	18:40'55.457
6	11.479	26.683	<b>40.548</b>	41.121	<b>1'59.831</b>	249,4	18:42'55.288
7	<b>11.339</b>	26.830	41.446	1'15.916	2'35.531CP	<b>250,6</b>	18:45'30.819
8	3'59.310	27.980	42.094	45.635	5'55.019P	188,5	18:51'25.838
9	11.492	26.828	40.680	47.991	2'06.991P	246,0	18:53'32.829
10	1'53.627	29.350	42.221	41.868	3'47.066P	142,3	18:57'19.895
11	11.425	27.225	41.800	41.317	2'01.767	247,1	18:59'21.662
12	11.512	26.976	40.683	<b>40.724</b>	1'59.895	245,5	19:01'21.557

2	11.539	27.667	44.668	42.180	2'06.054	227,8	18:30'01.497
3	11.295	27.501	42.329	42.478	2'03.603C	241,1	18:32'05.100
4	11.177	26.600	39.830	49.633	2'07.240CP	251,7	18:34'12.340
5	4'22.537	28.965	45.137	48.615	6'25.254P	186,9	18:40'37.594
6	11.270	26.701	39.840	40.766	1'58.577	243,8	18:42'36.171
7	11.195	<b>26.407</b>	<b>39.758</b>	56.751	2'14.111CP	<b>253,5</b>	18:44'50.282
8	3'44.755	29.225	46.490	51.451	5'51.921P	169,8	18:50'42.203
9	11.225	26.607	40.056	<b>40.626</b>	<b>1'58.514</b>	244,9	18:52'40.717
10	<b>11.098</b>	27.973	56.961	1'07.348	2'43.380P	247,7	18:55'24.097

**21 N. GUIDA (2'00.153)**

Giro	Seg.1	Seg.2	Seg.3	Seg.4	T. Giro	km/h	Local Time
1		30.777	47.344	56.390		142,5	18:28'22.563
2	2'27.803	30.486	45.473	45.726	4'29.488P	149,6	18:32'52.051
3	11.228	26.935	51.357	1'40.589	3'10.109CP	242,7	18:36'02.160
4	2'57.195	29.266	43.929	46.192	4'56.582P	174,5	18:40'58.742
5	11.201	26.452	41.208	41.982	2'00.843	247,1	18:42'59.585
6	11.174	26.429	43.174	1'19.501	2'40.278CP	250,6	18:45'39.863
7	3'16.072	30.642	44.775	50.043	5'21.532P	144,4	18:51'01.395
8	11.152	26.405	41.093	<b>41.503</b>	<b>2'00.153</b>	246,6	18:53'01.548
9	<b>11.082</b>	<b>26.269</b>	<b>40.666</b>	42.422	2'00.439	<b>253,5</b>	18:55'01.987
10	11.136	30.271	42.161	41.740	2'05.308	252,3	18:57'07.295
11	11.174	26.436	41.299	41.629	2'00.538	241,1	18:59'07.833

**22 P. NECCHI (1'59.199)**

Giro	Seg.1	Seg.2	Seg.3	Seg.4	T. Giro	km/h	Local Time
1		31.189	45.804	46.336		163,9	18:28'13.434
2	11.637	28.119	43.560	42.355	2'05.671	204,2	18:30'19.105
3	11.386	27.371	41.607	41.772	2'02.136	238,9	18:32'21.241
4	11.236	27.086	41.218	1'16.379	2'35.919CP	242,2	18:34'57.160
5	4'00.661	28.804	43.762	44.605	5'57.832P	182,1	18:40'54.992
6	11.250	26.653	40.751	41.278	1'59.932	243,8	18:42'54.924
7	<b>11.192</b>	<b>26.420</b>	40.864	1'13.692	2'32.168CP	<b>252,9</b>	18:45'27.092
8	4'17.701	31.714	47.907	45.240	6'22.562P	145,2	18:51'49.654
9	11.363	26.622	40.783	41.164	1'59.932	248,3	18:53'49.586
10	11.339	26.708	41.105	<b>40.877</b>	2'00.029	247,7	18:55'49.615
11	11.260	26.913	40.660	41.164	1'59.997	250,0	18:57'49.612
12	11.324	26.468	<b>40.365</b>	41.042	<b>1'59.199</b>	249,4	18:59'48.811
13	11.318	26.635	40.587	59.361	2'17.901P	250,0	19:02'06.712

**24 E. OLHAGARAY (1'59.953)**

Giro	Seg.1	Seg.2	Seg.3	Seg.4	T. Giro	km/h	Local Time
1		31.620	49.093	46.559		149,0	18:28'00.605
2	11.586	28.883	43.180	42.678	2'06.327	217,3	18:30'06.932
3	11.416	27.072	43.111	41.742	2'03.341	244,3	18:32'10.273
4	11.390	27.093	41.190	1'04.796	2'24.469CP	241,6	18:34'34.742
5	4'08.165	29.410	43.399	46.741	6'07.715P	168,0	18:40'42.457
6	11.368	27.483	41.334	41.916	2'02.101	221,8	18:42'44.558
7	11.298	27.043	<b>40.881</b>	1'04.830	2'24.052CP	245,5	18:45'08.610
8	3'35.594	30.564	43.717	48.856	5'38.731P	185,2	18:50'47.341
9	11.336	27.042	41.035	<b>40.822</b>	2'00.235	250,0	18:52'47.576
10	<b>11.233</b>	26.879	41.279	41.202	2'00.593	246,0	18:54'48.169
11	11.331	<b>26.791</b>	<b>40.881</b>	41.152	2'00.155	247,7	18:56'48.324
12	11.257	26.800	40.884	41.012	<b>1'59.953</b>	243,2	18:58'48.277
13	11.294	27.347	42.071	42.106	2'02.818	<b>251,2</b>	19:00'51.095
14	11.459	27.230	41.476	41.856	2'02.021	242,2	19:02'53.116

**25 P. ROCCA (1'57.906)**

Giro	Seg.1	Seg.2	Seg.3	Seg.4	T. Giro	km/h	Local Time
1		33.309	47.506	52.730		128,4	18:27'49.018
2	2'11.501	28.407	42.613	42.715	4'05.236P	187,8	18:31'54.254
3	11.467	26.652	40.334	40.646	1'59.099	246,0	18:33'53.353
4	12.875	42.731	1'02.379	1'10.362	3'08.347CP	152,5	18:37'01.700

**18 M. BUTTI (1'57.748)**

Giro	Seg.1	Seg.2	Seg.3	Seg.4	T. Giro	km/h	Local Time
1		34.636	50.217	57.427		120,5	18:28'00.280
2	2'33.107	28.154	44.332	44.813	4'30.406P	188,5	18:32'30.686
3	11.527	26.829	39.988	1'17.323	2'35.667CP	244,9	18:35'06.353
4	3'24.658	28.635	43.016	47.526	5'23.835P	185,2	18:40'30.188
5	11.488	26.692	39.690	40.360	1'58.230	245,5	18:42'28.418
6	11.417	<b>26.436</b>	<b>39.589</b>	57.919	2'15.361CP	248,3	18:44'43.779
7	3'47.593	31.021	42.668	46.784	5'48.066P	167,7	18:50'31.845
8	11.421	26.511	39.741	40.305	1'57.978	247,1	18:52'29.823
9	11.440	26.456	39.653	<b>40.199</b>	<b>1'57.748</b>	246,6	18:54'27.571
10	<b>11.360</b>	28.211	42.876	41.483	2'03.930C	<b>250,0</b>	18:56'31.501
11	11.536	28.203	44.684	47.804	2'12.227	244,3	18:58'43.728

**19 F. FERNÁNDEZ (1'58.514)**

Giro	Seg.1	Seg.2	Seg.3	Seg.4	T. Giro	km/h	Local Time
1		32.847	49.223	49.870		138,1	18:27'55.443

15/09/2023

P = Box In/Out - C = Tempo Invalidato





Autodromo Monza 5.793 m

**3 / 5**
**ACI Racing Weekend Monza, 16-17 Settembre 2023**
**TCR Italy - Analisi Tempi Qualifiche**

5	1'16.860	27.434	41.156	41.079	3'06.529P	185,6	18:40'08.229	7	2'23.943	29.180	43.573	50.084	4'26.780P	180,3	18:50'45.656
6	11.542	26.510	40.073	40.535	1'58.660	243,8	18:42'06.889	8	11.176	26.879	41.753	41.041	2'00.849	225,9	18:52'46.505
7	<b>11.276</b>	29.294	40.776	47.276	2'08.622CP	<b>250,6</b>	18:44'15.511	9	11.113	26.770	<b>40.948</b>	<b>40.425</b>	<b>1'59.256</b>	240,0	18:54'45.761
8	4'14.047	31.971	43.020	46.643	6'15.681P	157,0	18:50'31.192	10	11.389	26.986	41.994	41.213	2'01.582	223,1	18:56'47.343
9	11.366	26.456	<b>39.782</b>	40.466	1'58.070	247,7	18:52'29.262	11	11.187	26.774	41.072	40.601	1'59.634	238,9	18:58'46.977
10	11.353	<b>26.404</b>	39.864	40.285	<b>1'57.906</b>	249,4	18:54'27.168	12	11.197	<b>26.444</b>	50.663	42.084	2'10.388	244,3	19:00'57.365
11	11.320	26.749	39.898	<b>40.261</b>	1'58.228	250,0	18:56'25.396								
12	11.342	26.611	40.487	51.606	2'10.046	248,8	18:58'35.442								

**44 M. IMBERTI (1'58.565)**

Giro	Seg.1	Seg.2	Seg.3	Seg.4	T. Giro	km/h	Local Time
1		30.103	47.449	56.690		160,0	18:28'11.566
2	2'13.606	35.952	45.918	46.930	4'22.406P	177,6	18:32'33.972
3	11.440	26.665	40.008	1'28.185	2'46.298CP	240,0	18:35'20.270
4	3'24.833	28.540	42.098	44.558	5'20.029P	187,2	18:40'40.299
5	11.412	26.744	40.014	42.994	2'01.164	<b>246,0</b>	18:42'41.463
6	11.479	<b>25.537</b>	40.739	59.727	2'17.482CP	243,8	18:44'58.945
7	3'18.888	33.770	47.260	42.125	5'22.043P	184,6	18:50'20.988
8	11.510	26.546	40.196	40.839	1'59.091	243,2	18:52'20.079
9	11.531	26.634	41.135	41.911	2'01.211C	243,2	18:54'21.290
10	11.478	26.412	40.014	40.661	<b>1'58.565</b>	244,3	18:56'19.855
11	11.431	26.502	<b>40.340</b>	40.769	1'59.042	244,9	18:58'18.897
12	<b>11.313</b>	26.728	<b>39.950</b>	40.783	1'58.714	244,3	19:00'17.671
13	11.318	26.713	40.136	<b>40.547</b>	1'58.714	232,3	19:02'16.385

**27 R. VOLT (1'57.144)**

Giro	Seg.1	Seg.2	Seg.3	Seg.4	T. Giro	km/h	Local Time
1		30.027	44.416	48.632		165,6	18:27'58.858
2	11.277	26.486	41.360	41.050	2'00.173	250,0	18:29'59.031
3	11.346	27.035	41.282	40.639	2'00.302	247,7	18:31'59.333
4	11.339	26.407	<b>39.452</b>	40.324	1'57.522C	249,4	18:33'56.855
5	23.434	53.572	55.256	1'07.147	3'19.409CP	70,6	18:37'16.264
6	2'54.070	27.705	41.271	42.039	4'45.085P	186,9	18:42'01.349
7	11.281	29.201	40.111	40.843	2'01.436	251,2	18:44'02.785
8	14.035	34.121	57.910	1'19.595	3'05.661CP	155,6	18:47'08.446
9	2'29.314	28.316	42.229	45.135	4'24.994P	179,7	18:51'33.440
10	11.245	26.307	39.892	40.232	1'57.676	251,2	18:53'31.116
11	11.268	<b>26.291</b>	39.567	<b>40.018</b>	<b>1'57.144</b>	<b>251,7</b>	18:55'28.260
12	<b>11.221</b>	27.455	42.213	51.692	2'12.581P	221,3	18:57'40.841

**48 N. NATALONI (2'01.876)**

Giro	Seg.1	Seg.2	Seg.3	Seg.4	T. Giro	km/h	Local Time
1		39.015	56.065	48.214		130,4	18:28'45.061
2	11.704	27.582	41.982	42.163	2'03.431	223,1	18:30'48.492
3	11.563	27.291	41.061	41.973	2'01.888	235,8	18:32'50.380
4	11.488	27.125	50.699	1'38.992	3'08.304CP	241,6	18:35'58.684
5	3'45.785	37.132	53.891	48.170	6'04.978P	158,6	18:42'03.662
6	11.523	27.305	40.415	41.149	2'00.392C	232,3	18:44'04.054
7	16.112	48.307	1'27.028	1'36.688	4'08.135CP	108,9	18:48'12.189
8	58.406	30.417	44.695	52.724	3'06.242P	148,1	18:51'18.431
9	11.415	26.981	41.489	49.565	2'09.450	237,4	18:53'27.881
10	11.456	27.049	40.440	<b>41.034</b>	1'59.979	242,7	18:55'27.860
11	<b>11.298</b>	<b>26.818</b>	<b>40.205</b>	41.349	<b>1'59.670</b>	238,4	18:57'27.530
12	11.437	28.351	54.173	54.885	2'28.846	212,2	18:59'56.376
13	11.453	26.932	40.330	41.307	2'00.022	<b>243,8</b>	19:01'56.398

**56 C. BRUSA (1'58.174)**

Giro	Seg.1	Seg.2	Seg.3	Seg.4	T. Giro	km/h	Local Time
1		33.801	49.988	58.024		128,7	18:28'01.316
2	2'33.499	28.167	43.369	44.882	4'29.917CP	186,2	18:32'31.233
3	11.453	26.853	40.262	1'18.690	2'37.258CP	247,1	18:35'08.491
4	3'24.425	28.471	42.287	49.418	5'24.601P	186,2	18:40'33.092
5	11.537	26.814	40.075	40.741	1'59.167	245,5	18:42'32.259
6	11.533	26.937	39.974	56.542	2'14.986CP	244,3	18:44'47.245
7	3'45.318	30.846	43.207	46.258	5'45.629P	181,2	18:50'32.874
8	11.511	26.565	39.799	<b>40.440</b>	1'58.315	246,0	18:52'31.189
9	11.462	<b>26.509</b>	<b>39.620</b>	<b>40.583</b>	<b>1'58.174</b>	247,1	18:54'29.363
10	<b>11.426</b>	26.556	39.885	46.387	2'04.254P	<b>247,7</b>	18:56'33.617
11	1'16.908	27.976	41.703	42.357	3'08.944P	186,9	18:59'42.561
12	11.497	26.683	40.164	49.920	2'08.264P	245,5	19:01'50.825

**59 D. KOURIL (2'00.334)**

Giro	Seg.1	Seg.2	Seg.3	Seg.4	T. Giro	km/h	Local Time
1		33.276	46.213	42.445		128,0	18:29'14.358
2	11.600	27.178	40.916	41.061	2'00.755	231,8	18:31'15.113
3	11.709	27.765	42.105	57.086	2'18.665P	210,5	18:33'33.778
4	6'28.724	30.440	42.179	41.277	8'22.620P	160,5	18:41'56.398
5	11.576	26.864	<b>40.682</b>	52.088	2'11.210CP	241,1	18:44'07.608
6	5'14.690	31.576	44.517	43.396	7'14.179P	151,0	18:51'21.787
7	11.461	27.136	40.934	<b>40.803</b>	<b>2'00.334</b>	241,1	18:53'22.121
8	<b>11.351</b>	26.938	41.167	41.994	2'01.450	240,5	18:55'23.571

**41 V. FERNÁNDEZ (1'59.256)**

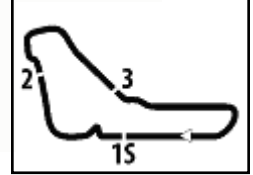
Giro	Seg.1	Seg.2	Seg.3	Seg.4	T. Giro	km/h	Local Time
1		32.315	48.305	49.313		144,6	18:27'56.472
2	11.710	27.913	44.642	42.683	2'06.948	218,2	18:30'03.420
3	11.149	27.285	42.658	42.231	2'03.323	240,5	18:32'06.743
4	11.615	27.432	40.750	58.975	2'18.772CP	203,4	18:34'25.515
5	4'12.246	29.058	44.582	47.690	6'13.576P	177,0	18:40'39.091
6	<b>11.078</b>	26.954	41.022	4'20.731	5'39.785CP	<b>247,1</b>	18:46'18.876

15/09/2023

P = Box In/Out - C = Tempo Invalidato







Autodromo Monza 5.793 m

## ACI Racing Weekend Monza, 16-17 Settembre 2023

### TCR Italy - Analisi Tempi Qualifiche

9	11.465	<b>26.531</b>	42.463	41.566	2'02.025	<b>246,0</b>	18:57'25.596
10	11.439	27.979	43.913	41.891	2'05.222	220,9	18:59'30.818

**64 L. LOSONCZY (1'58.610)**

Giro	Seg.1	Seg.2	Seg.3	Seg.4	T. Giro	km/h	Local Time
1		29.349	47.576	58.895		178,2	18:28'14.707
2	2'06.796	29.118	44.004	44.180	4'04.098P	179,1	18:32'18.805
3	11.451	27.583	46.608	1'14.306	2'39.948CP	237,4	18:34'58.753
4	3'47.308	28.883	42.076	44.120	5'42.387P	181,8	18:40'41.140
5	11.386	27.063	40.735	41.194	2'00.378	211,8	18:42'41.518
6	11.398	31.311	44.313	1'07.983	2'35.005CP	<b>251,2</b>	18:45'16.523
7	3'28.181	29.375	43.638	46.439	5'27.633P	180,6	18:50'44.156
8	11.395	26.942	40.593	40.764	1'59.694	233,3	18:52'43.850
9	<b>11.274</b>	26.553	40.083	40.700	<b>1'58.610</b>	247,7	18:54'42.460
10	11.291	<b>26.548</b>	40.272	<b>40.532</b>	1'58.643	248,3	18:56'41.103
11	11.593	29.249	46.133	44.772	2'11.747	200,0	18:58'52.850
12	11.283	26.993	<b>40.050</b>	50.764	2'09.090P	242,7	19:01'01.940

**67 M. PELLEGRINI (1'58.374)**

Giro	Seg.1	Seg.2	Seg.3	Seg.4	T. Giro	km/h	Local Time
1		29.407	46.003	1'02.520		178,8	18:28'21.257
2	2'43.516	31.897	42.531	46.963	4'44.907P	163,4	18:33'06.164
3	11.504	26.619	59.015	1'28.416	3'05.554CP	245,5	18:36'11.718
4	2'41.839	27.679	43.038	44.568	4'37.124P	187,2	18:40'48.842
5	11.317	26.517	40.159	40.904	1'58.897	246,6	18:42'47.739
6	<b>11.190</b>	<b>26.341</b>	41.547	1'07.921	2'26.999CP	<b>249,4</b>	18:45'14.738
7	3'37.603	29.903	45.874	51.718	5'45.098P	182,7	18:50'59.836
8	11.265	26.568	41.445	41.076	2'00.354	246,6	18:53'00.190
9	11.292	26.586	39.958	<b>40.538</b>	<b>1'58.374</b>	241,6	18:54'58.564
10	11.197	26.444	40.579	41.271	1'59.941	<b>249,4</b>	18:56'58.055
11	11.206	26.383	<b>39.796</b>	41.641	1'59.026	246,0	18:58'57.081
12	11.282	26.493	40.011	40.618	1'58.404	248,8	19:00'55.485

**70 J. PARK (1'58.116)**

Giro	Seg.1	Seg.2	Seg.3	Seg.4	T. Giro	km/h	Local Time
1		33.508	49.573	1'03.991		130,9	18:28'08.782
2	2'47.424	28.842	44.048	47.018	4'47.332P	183,1	18:32'56.114
3	11.465	26.675	50.533	1'38.405	3'07.078CP	246,0	18:36'03.192
4	3'14.406	29.595	43.554	52.018	5'19.573P	169,8	18:41'22.765
5	11.504	26.738	40.025	46.434	2'04.701	245,5	18:43'27.466
6	12.960	31.462	57.948	1'18.183	3'00.553CP	190,8	18:46'28.019
7	2'12.229	29.251	45.192	50.346	4'17.018P	184,3	18:50'45.037
8	<b>11.391</b>	27.006	<b>39.987</b>	40.540	1'58.924	<b>248,3</b>	18:52'43.961
9	11.399	26.725	42.368	40.775	2'01.267	<b>248,3</b>	18:54'45.228
10	11.474	<b>26.513</b>	40.005	<b>40.124</b>	<b>1'58.116</b>	246,6	18:56'43.344

**71 F. CASAGRANDE (2'01.413)**

Giro	Seg.1	Seg.2	Seg.3	Seg.4	T. Giro	km/h	Local Time
1		35.628	54.642	1'04.961		127,1	18:28'10.150
2	2'29.140	29.877	44.752	44.597	4'28.366P	176,8	18:32'38.516
3	11.697	27.475	42.789	1'29.049	2'51.010CP	239,5	18:35'29.526
4	2'59.138	29.411	45.805	50.888	5'05.242P	180,9	18:40'34.768
5	11.589	<b>26.895</b>	<b>41.064</b>	42.373	2'01.921	243,8	18:42'36.689
6	<b>11.572</b>	39.614	49.047	1'18.415	2'58.648CP	<b>244,3</b>	18:45'35.337
7	2'51.414	30.986	48.172	48.329	4'58.901P	167,4	18:50'34.238
8	11.616	27.384	43.620	44.589	2'07.209	238,9	18:52'41.447
9	11.632	34.739	44.547	43.680	2'14.598	242,2	18:54'56.045
10	11.631	27.357	56.265	50.383	2'25.636C	239,5	18:57'21.681
11	11.606	27.178	41.470	42.478	2'02.732	240,5	18:59'24.413
12	11.627	27.063	41.243	<b>41.480</b>	<b>2'01.413</b>	241,1	19:01'25.826

**72 F. GIROLAMI (1'57.037)**

Giro	Seg.1	Seg.2	Seg.3	Seg.4	T. Giro	km/h	Local Time
1			32.835	43.930	41.410	163,1	18:27'20.438
2	11.347	26.444	40.035	40.172	1'57.998	247,7	18:29'18.436
3	11.241	26.155	<b>39.650</b>	39.994	1'57.040	251,7	18:31'15.476
4	<b>11.171</b>	27.094	41.354	56.777	2'16.396P	250,0	18:33'31.872
5	4'50.803	28.468	41.795	41.899	6'42.965P	178,2	18:40'14.837
6	11.260	26.553	40.371	48.628	2'06.812P	250,0	18:42'21.649
7	13'46.002	29.632	41.856	46.911	15'44.401CP	90,9	18:58'06.050
8	11.211	<b>26.111</b>	43.222	43.445	2'03.989	<b>252,3</b>	19:00'10.039
9	11.230	26.240	39.668	<b>39.899</b>	<b>1'57.037</b>	251,7	19:02'07.076

**76 A. COMTE (1'57.672)**

Giro	Seg.1	Seg.2	Seg.3	Seg.4	T. Giro	km/h	Local Time
1		33.864	44.601	42.587		109,5	18:27'32.477
2	11.568	27.046	40.903	40.885	2'00.402	240,5	18:29'32.879
3	11.494	26.532	40.835	40.694	1'59.555	243,2	18:31'32.434
4	12.412	27.476	40.634	51.532	2'12.054P	181,8	18:33'44.488
5	4'41.672	27.653	41.862	41.665	6'32.852P	182,7	18:40'17.340
6	11.401	26.336	40.109	40.356	1'58.202	244,9	18:42'15.542
7	11.404	26.718	39.977	53.496	2'11.595CP	246,6	18:44'27.137
8	3'56.941	28.902	43.331	41.187	5'50.361P	159,5	18:50'17.498
9	11.510	26.475	40.329	49.290	2'07.604P	242,7	18:52'25.102
10	1'31.566	32.582	44.628	42.699	3'31.475P	151,0	18:55'56.577
11	11.413	26.357	39.866	40.311	1'57.947	244,9	18:57'54.524
12	11.394	26.325	39.896	<b>40.213</b>	1'57.828	246,6	18:59'52.352
13	<b>11.301</b>	<b>26.250</b>	<b>39.758</b>	40.363	<b>1'57.672</b>	<b>248,3</b>	19:01'50.024

**77 S. PUSSIER**

Giro	Seg.1	Seg.2	Seg.3	Seg.4	T. Giro	km/h	Local Time
1		34.007	49.704	<b>46.206</b>		106,2	18:27'42.393
2	<b>11.861</b>	28.938	43.957	51.298	2'16.054P	<b>187,8</b>	18:29'58.447
3	2'16.524	34.523	<b>43.376</b>	1'12.201	4'46.624CP	100,5	18:34'45.071
4	3'42.132	<b>28.279</b>	43.837	1'25.114	6'19.362P	184,0	18:41'04.433

**80 F. BARBERI (2'01.001)**

Giro	Seg.1	Seg.2	Seg.3	Seg.4	T. Giro	km/h	Local Time
1		40.590	51.163	57.925		107,2	18:27'58.413
2	2'12.321	32.999	45.488	43.146	4'13.954P	135,0	18:32'12.367
3	11.595	27.780	41.889	1'06.608	2'27.872CP	226,4	18:34'40.239
4	3'43.887	28.666	42.519	43.590	5'38.662P	184,9	18:40'18.901
5	11.771	27.589	41.549	41.569	2'02.478	225,9	18:42'21.379
6	11.628	27.448	41.476	52.082	2'12.634CP	241,1	18:44'34.013
7	3'49.122	29.983	53.470	48.443	6'01.018P	162,2	18:50'35.031
8	11.549	27.674	41.356	41.900	2'02.479	238,4	18:52'37.510
9	11.612	34.045	50.163	43.521	2'19.341	241,6	18:54'56.851
10	11.512	27.422	41.046	41.675	2'01.655	<b>242,2</b>	18:56'58.506
11	11.474	27.410	41.031	41.403	2'01.318	237,9	18:58'59.824
12	<b>11.471</b>	<b>27.243</b>	<b>40.973</b>	<b>41.314</b>	<b>2'01.001</b>	241,6	19:01'00.825

**81 V. DALOKAY (2'01.763)**

Giro	Seg.1	Seg.2	Seg.3	Seg.4	T. Giro	km/h	Local Time
1		36.509	50.414	1'00.561		144,6	18:28'44.128
2	2'30.759	31.299	45.028	45.352	4'32.438P	168,0	18:33'16.566
3	11.623	27.823	1'00.830	1'24.560	3'04.836CP	237,4	18:36'21.402
4	2'55.423	31.235	44.414	43.897	4'54.969P	160,0	18:41'16.371
5	11.480	27.662	42.375	48.817	2'10.334	239,5	18:43'26.705
6	11.610	27.263	58.043	1'11.209	2'48.125CP	234,8	18:46'14.830
7	2'51.956	29.416	43.198	45.279	4'49.849P	180,3	18:51'04.679
8	<b>11.408</b>	27.360	41.756	41.977	2'02.501	236,8	18:53'07.180
9	11.435	<b>27.247</b>	<b>41.564</b>	<b>41.517</b>	<b>2'01.763</b>	<b>244,9</b>	18:55'08.943
10	11.664	32.235	54.350	56.050	2'34.299P	202,2	18:57'43.242





Autodromo Monza 5.793 m

**5 / 5**

11 39.687 28.423 42.608 42.546 2'33.264P 183,7 19:00'16.506

2	11.517	28.646	42.245	42.432	2'04.840	237,4	18:30'55.773
3	11.473	27.252	41.886	55.912	2'16.523P	246,0	18:33'12.296
4	6'10.153	32.471	44.499	47.451	8'14.574P	134,8	18:41'26.870
5	11.506	28.156	42.188	42.058	2'03.908	246,0	18:43'30.778
6	11.445	27.774	59.363	1'17.487	2'56.069CP	238,4	18:46'26.847
7	2'33.411	29.743	44.258	53.499	4'40.911P	146,9	18:51'07.758
8	11.392	27.285	41.972	42.014	2'02.663	243,2	18:53'10.421
9	<b>11.354</b>	<b>26.176</b>	41.929	42.911	2'02.370C	247,1	18:55'12.791
10	11.438	28.098	41.959	43.779	2'05.274	237,9	18:57'18.065
11	11.370	28.056	58.070	51.142	2'28.638	<b>250,0</b>	18:59'46.703
12	11.499	27.244	<b>41.713</b>	<b>41.963</b>	<b>2'02.419</b>	246,0	19:01'49.122

**82 F. CARDONE (2'05.205)**

Giro	Seg.1	Seg.2	Seg.3	Seg.4	T. Giro	km/h	Local Time
1		36.628	1'00.985	51.545		100,3	18:27'58.915
2	12.017	31.193	47.329	44.832	2'15.371	228,3	18:30'14.286
3	11.824	28.333	43.251	44.512	2'07.920	213,4	18:32'22.206
4	<b>11.702</b>	28.421	42.853	1'19.106	2'42.082CP	219,1	18:35'04.288
5	4'20.112	31.248	44.822	47.496	6'23.678P	168,0	18:41'27.966
6	11.704	28.255	42.528	<b>42.898</b>	2'05.385	228,3	18:43'33.351
7	11.748	29.780	1'00.407	1'22.708	3'04.643CP	224,1	18:46'37.994
8	2'58.200	29.105	45.196	46.337	4'58.838P	172,5	18:51'36.832
9	11.742	28.430	42.611	43.341	2'06.124	227,8	18:53'42.956
10	11.747	<b>28.039</b>	42.638	42.951	2'05.375	<b>233,8</b>	18:55'48.331
11	13.028	30.118	51.550	47.671	2'22.367	184,9	18:58'10.698
12	11.728	28.063	<b>42.502</b>	42.912	<b>2'05.205</b>	<b>233,8</b>	19:00'15.903

**88 L. GALLO (2'01.824)**

Giro	Seg.1	Seg.2	Seg.3	Seg.4	T. Giro	km/h	Local Time
1		36.593	46.881	45.734		105,3	18:27'38.356
2	11.727	27.822	41.896	42.696	2'04.141	235,3	18:29'42.497
3	11.731	27.775	41.715	42.456	2'03.677	241,1	18:31'46.174
4	11.682	35.130	48.698	1'15.341	2'50.851CP	225,5	18:34'37.025
5	3'47.815	28.980	43.462	43.133	5'43.390P	170,3	18:40'20.415
6	11.603	27.568	42.318	42.320	2'03.809	231,3	18:42'24.224
7	11.671	27.532	41.717	59.807	2'20.727CP	242,2	18:44'44.951
8	3'38.683	30.297	50.337	49.673	5'48.990P	166,4	18:50'33.941
9	11.558	<b>27.097</b>	41.471	44.000	2'04.126	243,2	18:52'38.067
10	11.563	27.426	41.503	<b>41.775</b>	2'02.267	241,1	18:54'40.334
11	11.567	27.569	48.718	48.742	2'16.596	242,7	18:56'56.930
12	<b>11.470</b>	27.324	<b>40.994</b>	42.036	<b>2'01.824</b>	<b>243,8</b>	18:58'58.754
13	11.481	27.455	41.183	42.334	2'02.453C	240,5	19:01'01.207
14	11.527	27.329	41.391	41.923	2'02.170	<b>243,8</b>	19:03'03.377

**89 N. LOIA (2'06.368)**

Giro	Seg.1	Seg.2	Seg.3	Seg.4	T. Giro	km/h	Local Time
1		38.412	56.003	49.387		129,2	18:28'46.833
2	11.975	28.238	43.120	43.357	2'06.690	211,4	18:30'53.523
3	11.862	27.861	43.742	4'38.686	6'02.151CP	235,8	18:36'55.674
4	3'10.900	31.333	44.678	43.443	5'10.354P	161,9	18:42'06.028
5	12.032	28.055	43.957	54.977	2'19.021CP	209,7	18:44'25.049
6	4'44.320	33.703	43.993	45.978	6'47.994P	158,4	18:51'13.043
7	11.875	27.912	42.914	43.667	<b>2'06.368</b>	229,8	18:53'19.411
8	11.886	27.789	44.056	43.318	2'07.049C	<b>236,8</b>	18:55'26.460
9	<b>11.762</b>	30.318	<b>42.772</b>	<b>43.074</b>	2'07.926	228,8	18:57'34.386
10	11.793	27.987	50.996	43.753	2'14.529	229,3	18:59'48.915

**90 M. TRENTIN (2'09.176)**

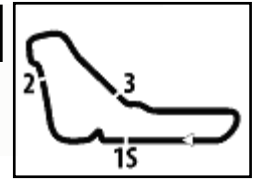
Giro	Seg.1	Seg.2	Seg.3	Seg.4	T. Giro	km/h	Local Time
1		37.916	57.022	1'01.440		161,2	18:30'49.365
2	3'07.164	39.496	56.787	1'15.957	5'59.404CP	146,9	18:36'48.769
3	2'03.309	33.700	51.331	49.978	4'18.318P	181,2	18:41'07.087
4	11.857	28.296	<b>44.085</b>	52.897	2'17.135	222,2	18:43'24.222
5	11.829	28.055	1'00.538	1'12.188	2'52.610CP	<b>237,9</b>	18:46'16.832
6	3'50.473	41.768	1'01.173	1'03.999	6'37.413P	180,3	18:52'54.245
7	2'05.720	37.258	53.252	53.876	4'30.106P	177,0	18:57'24.351
8	11.824	28.470	44.245	45.876	2'10.415	210,5	18:59'34.766
9	<b>11.729</b>	<b>27.987</b>	44.600	<b>44.860</b>	<b>2'09.176</b>	230,8	19:01'43.942

**96 P. PALANTI (2'02.419)**

Giro	Seg.1	Seg.2	Seg.3	Seg.4	T. Giro	km/h	Local Time
1		36.184	54.842	49.414		118,0	18:28'50.933

15/09/2023

P = Box In/Out - C = Tempo Invalidato



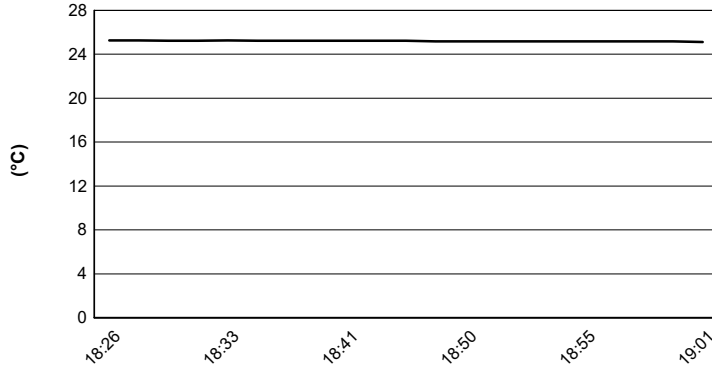
Autodromo Monza 5.793 m

# ACI Racing Weekend Monza, 16-17 Settembre 2023

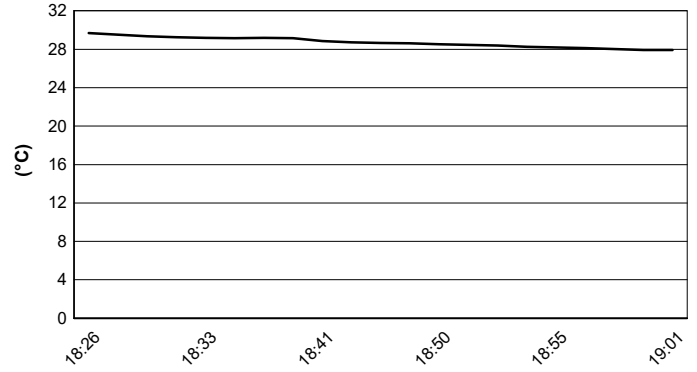
## TCR Italy - Meteo Qualifiche

Session started 18:25 - Session ended 19:03

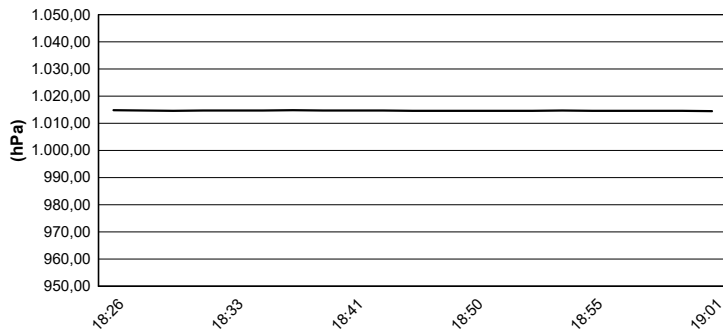
### Air Temperature



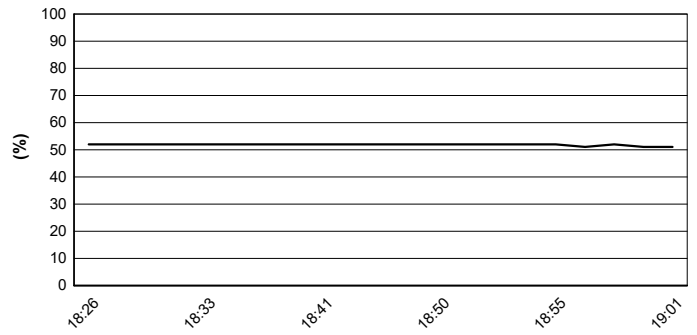
### Track Temperature



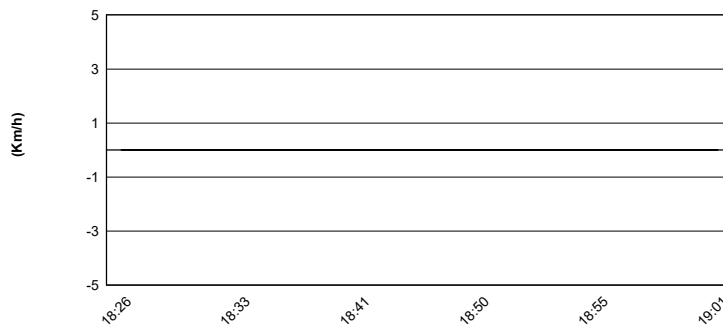
### Air Pressure



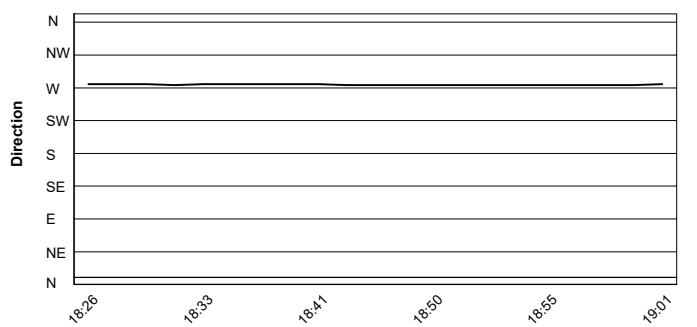
### Humidity



### Wind Speed



### Wind Direction



15/09/2023

